

MSU Extension Service-Powder River County
 P. O. Box 269, Broadus, MT 59317-0269
 Ph: (406) 436-2424, Fax: (406) 436-2482
 E-mail: mrumpfh@montana.edu

Economic Development

Job Service Workforce Center
 Miles City Job Service Workforce Center
 12 North 10th Street
 P. O. Box 1728
 Miles City, MT 59301
 Ph: (406) 232-8340
 Fax: (406) 232-6350
www.jsd.dli.mt.gov/local/milescity

Chamber of Commerce

Powder River Chamber of Commerce
 119 East Wilson Street
 P. O. Box 484
 Broadus, MT 59317
 Ph: (406) 436-2778
 E-mail: prcc9@midrivers.com

Newspaper
 Powder River Examiner
 106 North Park
 Broadus, MT 59317
 Phone: 406-436-2778
 406-436-2244

Resources for Powder River County

Powder River County is Montana's forty-ninth most populous county, with an estimated 1,705 residents in 2005. Broadus, the county seat, is the state's eighty-fifth largest city, with a population estimated at 445 in 2005.¹ Other cities and towns in Powder River County include Biddle, Olive, Otter, Powderville, and Sonnetre.

Broadus, located near the junction of the Powder and Little Powder Rivers, is known for its cattle and oil industries. Its proximity to US Highway 212 contributes to the town's commercial and tourist business, including a variety of museums, such as the Powder River Historical Society Museum & Visitor's Center, the Powder River Taxidermy River Historical Society Museum, and Mac's Museum, named for pioneer Mac McCurdy.²

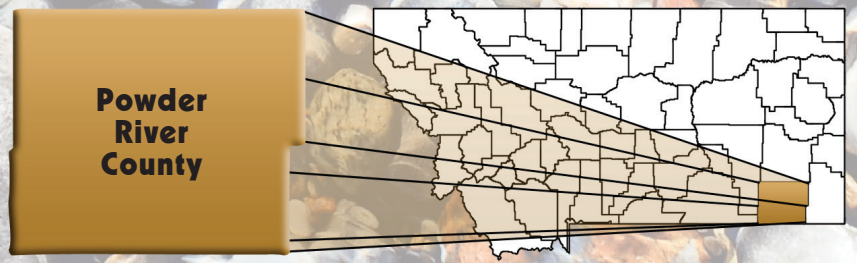
Broadus also boasts Powder River Wagon Trains and Cattle Drives, Inc., which invites visitors to experience the region's past by trailing cattle through scenic southeastern Montana on horseback or covered wagons.²

The Broadus area in particular, as well as Powder River County in general, is known as a prime hunting area, especially for mule deer, pronghorn antelope, and merriam turkey.²

¹U.S. Census Bureau, Population Estimates Program
www.visitmt.com/categories/city.asp?siteid=1&city=broadus
²Broadus, Montana: A Perspective of this Hunter's Paradise, www.blairtranch.com/broadus.htm



Demographic & Economic Information for Powder River County



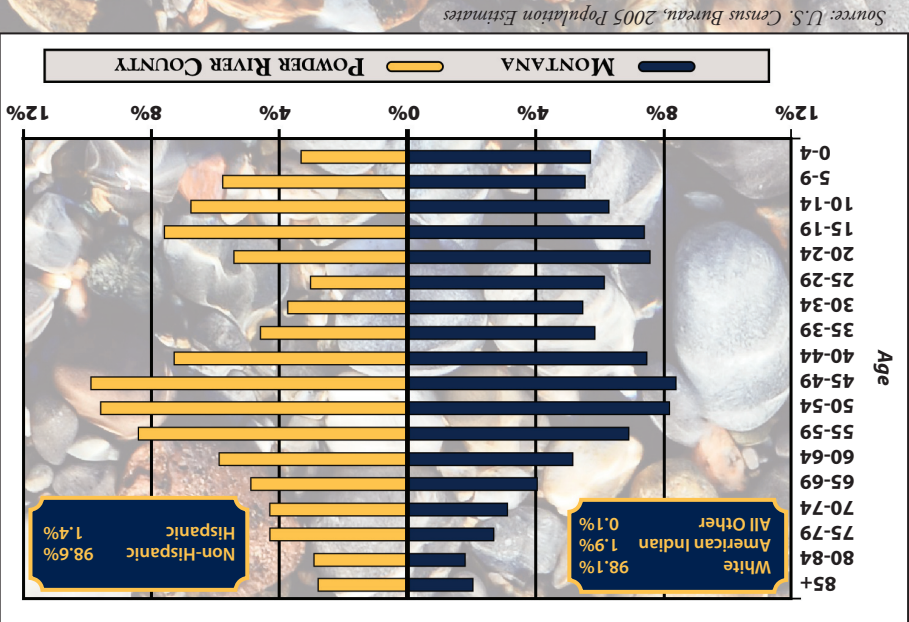
RESEARCH & ANALYSIS BUREAU
 Research & Analysis Bureau - Montana Department of Labor & Industry
 P.O. Box 1728 - Helena, MT 59624-1728 - Ph: (406) 444-2430
 or Toll-free: (800) 541-3904 - Fax: (406) 444-2638
 E-mail: webmasterrad@mt.gov - Website: www.ourfactsofyourfuture.org

CEIC
 Census and Economic Information Center - Montana Department of Commerce
 P.O. Box 200505 - Helena, MT 59620-0505 - Ph: (406) 841-2740 - Fax: (406) 841-2731
 E-mail: ceic@mt.gov - Website: www.ceic.mt.gov

Source: U.S. Census Bureau, Census 2000

Education Level	Powder River County	Montana	U.S.
Less than High School Diploma	12.8%	16.6%	19.6%
High School Diploma (or equivalent)	31.4%	31.3%	28.6%
Some College	27.7%	25.6%	21.0%
Associate Degree	8.4%	5.9%	6.3%
Bachelor's Degree	12.2%	17.2%	15.5%
Master's Degree	2.6%	4.6%	5.9%
Professional Degree	1.2%	1.7%	2.0%
Doctoral Degree	0.0%	0.9%	1.0%

Highest Level of Educational Attainment (Population 25 years and older)



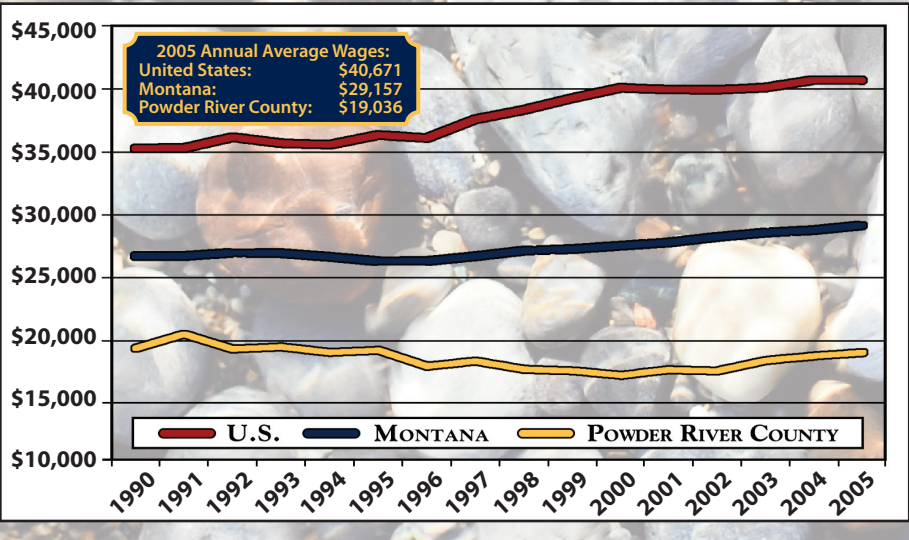
Distribution of Population by Age Montana and Powder River County, 2005

Source: U.S. Census Bureau, Population Estimates Program

Geography	2000	2001	2002	2003	2004	2005
Montana	902,195	906,098	910,395	917,885	926,920	935,670
Powder River County	1,858	1,815	1,827	1,830	1,766	1,705
Broadus	451	473	476	476	460	445
Balance of Powder River Cty.	1,407	1,342	1,351	1,354	1,306	1,260

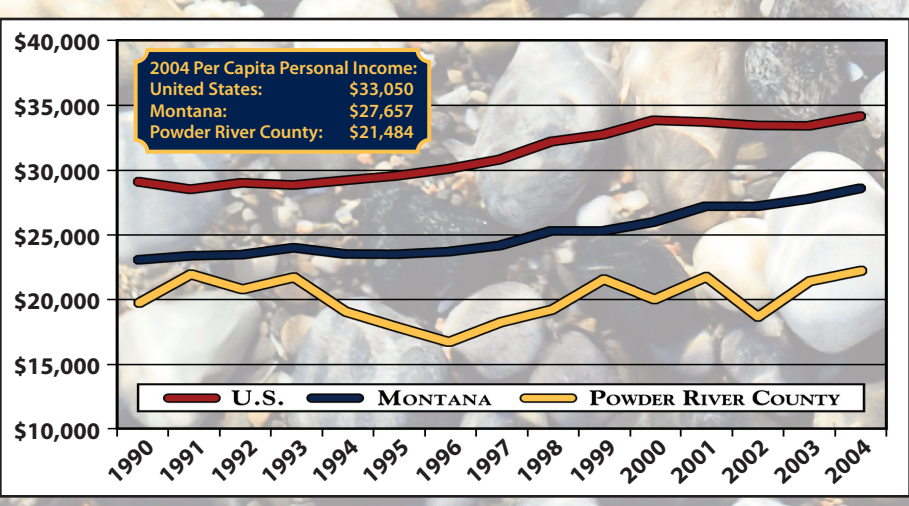
Population for Powder River County & Related Areas

Annual Average Wages, 1990 to 2005 (In 2005 Dollars)



Source: Montana Department of Labor & Industry, Quarterly Census of Employment and Wages Program (QCEW)

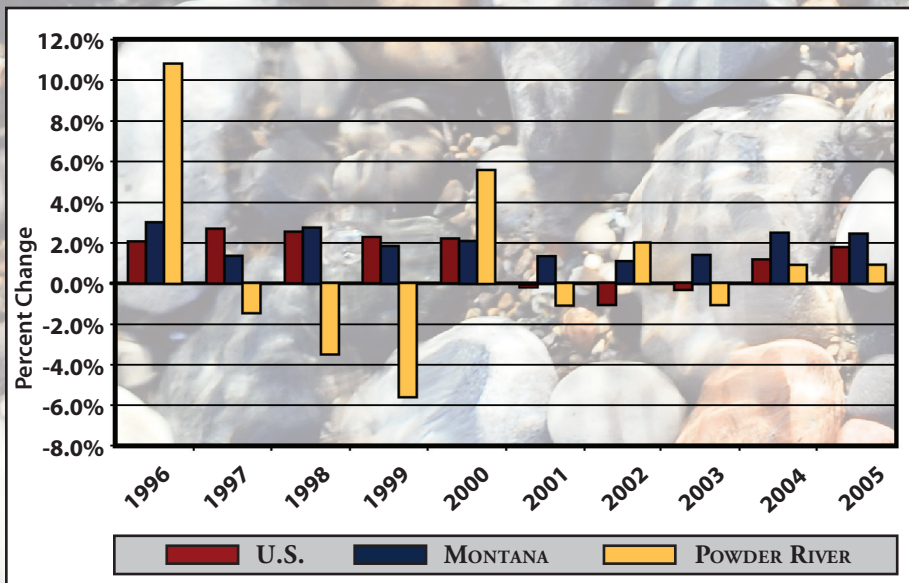
Per Capita Personal Income, 1990 to 2004 (In 2005 Dollars)



Source: Bureau of Economic Analysis, U.S. Department of Commerce, Regional Economic Information System

This public document was produced for web distribution. Printed copies are available upon request, and are produced at an estimated cost of \$0.50 per copy, which includes \$0.50 for printing and \$0.00 for distribution.

Percent Change in Employment: 1996 to 2005 U.S., Montana, and Powder River County



Source: Montana Department of Labor & Industry, Quarterly Census of Employment and Wages Program (QCEW)

Top 5 Private Employers in Powder River County (Based on 3rd Quarter 2006 Data - Listed in Alphabetical Order)

Business Name	Size Class
Broadus Motels	3
Five Star Roustabout Inc	3
Homestead Restaurant and Lounge	3
Larry's IGA	4
Rocky Mountain Bank	3

Employment Size Class Coding: Class 9 = 1000+ employees, Class 8 = 500 to 999 employees, Class 7 = 250 to 499 employees, Class 6 = 100 to 249 employees, Class 5 = 50 to 99 employees, Class 4 = 20 to 49 employees, Class 3 = 10 to 19 employees

Source: Montana Department of Labor & Industry, Quarterly Census of Employment and Wages Program (QCEW) This list includes ONLY private industry employers subject to unemployment insurance. Railroads and government agencies are excluded.

Agricultural Statistics - Powder River County

Farms	
Farms: (number)	301
Land in farms (acres)	1,521,618
Average size of farms (acres)	5,055
Farms by size: (number)	
Less than 1,000 acres	88
1,000 acres or more	213
Farms by value of products sold and government payments received: (number)	
Less than \$100,000	201
\$100,000 or more	100
Farms by type of organization: (number)	
Family, Individual, Partnership	260
Corporation, Cooperative, Trust	41

Livestock Inventory and Crops Harvested	
Livestock and Poultry Inventory (number)	
Cattle and calves	58,870
Hogs and pigs	0
Sheep and lambs	11,856
Horses and ponies	1,422
Bison	(D)
Chickens (layers and broilers)	228
Crops Harvested (acres)	
Corn for grain	0
Corn for silage or greenchop	(D)
Wheat for grain, All	7,466
Winter wheat for grain	3,317
Durum wheat for grain	0
Spring wheat for grain	4,149
Barley for grain	2,054
Oats for grain	291
Sunflower seed, All	0
Soybeans for beans	0
Hay, haylage, grass silage	44,193

Operator Demographics	
Primary occupation: (number)	
Farming	235
Other	66
Place of residence: (number)	
On farm operated	255
Not on farm operated	46
Years on present farm: (number)	
Less than 10 years	91
10 years or more	210
Age group: (number)	
Under 55 years	157
55 years and over	144
Average age of operators: (number)	55.7

Source: U.S. Department of Agriculture, National Agricultural Statistics Service, 2002
(D) - Not Disclosable

Employment by Industry - Annual Averages 2005 - Powder River County

Industry	Number of Establishments	Average Annual Employment	Annual Wages Per Job
TOTAL ALL INDUSTRIES	91	458	\$19,019
TOTAL PRIVATE	73	247	\$16,174
AGRICULTURE, FORESTRY, FISHING & HUNTING	3	8	\$35,502
MINING	2	*	*
CONSTRUCTION	10	14	\$13,711
Construction of buildings	4	6	\$12,337
Heavy and civil engineering construction	3	*	*
Specialty trade contractors	4	*	*
MANUFACTURING	2	*	*
Food manufacturing	1	*	*
Furniture and related product mfg	1	*	*
WHOLESALE TRADE	2	*	*
Merchant wholesalers, durable goods	1	*	*
Merchant wholesalers, nondurable goods	1	*	*
RETAIL TRADE	8	67	\$13,791
Building material & garden supply stores	1	*	*
Food and beverage stores	1	*	*
Health and personal care stores	1	*	*
Gasoline stations	1	*	*
Sporting good, hobby, book, music stores	1	*	*
Miscellaneous store retailers	1	*	*
Nonstore retailers	2	*	*
TRANSPORTATION AND WAREHOUSING	8	10	\$32,350
Truck transportation	3	2	\$34,058
Transit and ground passenger transport	3	3	\$4,026
Couriers and messengers	2	*	*
INFORMATION	4	6	\$32,868
Publishing industries, except Internet	1	*	*
Telecommunications	3	*	*
FINANCE AND INSURANCE	3	20	\$30,049
Credit intermediation & related activity	1	*	*

Source: Montana Department of Labor & Industry, Quarterly Census of Employment and Wages Program (QCEW)
* Data Not Disclosable

Industry	Number of Establishments	Average Annual Employment	Annual Wages Per Job
Insurance carriers & related activities	2	*	*
REAL ESTATE AND RENTAL AND LEASING	1	*	*
PROFESSIONAL AND TECHNICAL SERVICES	3	11	\$15,140
EDUCATIONAL SERVICES	1	*	*
HEALTH CARE AND SOCIAL ASSISTANCE	3	*	*
Ambulatory health care services	1	*	*
Social assistance	2	*	*
ARTS, ENTERTAINMENT, AND RECREATION	10	22	\$8,828
Performing arts and spectator sports	1	*	*
Amusements, gambling, and recreation	9	*	*
ACCOMMODATION AND FOOD SERVICES	6	37	\$7,255
Accommodation	1	*	*
Food services and drinking places	5	*	*
OTHER SERVICES	7	16	\$13,451
Repair and maintenance	3	*	*
Membership associations & organizations	4	*	*
TOTAL GOVERNMENT	19	211	\$22,354
Local Government	7	179	\$20,392
State Government	6	17	\$31,817
Federal Government	6	15	\$35,420

The QCEW program compiles data reported by all employers covered under Montana unemployment insurance. (Totals may not add due to nondisclosure of confidential industry data or to rounding.)

Annual Average Labor Force - Powder River County

Year	Civilian Labor Force	Employed	Unemployed	Unemployment Rate
2005	936	901	35	3.7%
2004	936	899	37	4.0%
2003	892	858	34	3.8%
2002	891	858	33	3.7%
2001	940	911	29	3.1%
2000	1,002	965	37	3.7%

Source: Montana Department of Labor & Industry, Local Area Unemployment Statistics Program (LAUS)